

GENERAL DOORS  
*Corporation*



**Newport138** series  
RAISED PANEL

**"Highly energy efficient R-Value of 12"**

## Newport 138 Insulated Steel Garage Doors

The Newport 138 offers homeowners, as well as home builders, the classic look of raised panel doors with the strength and practicality of pre-finished steel. This is a premium, highly energy efficient door featuring a calculated insulation value of R-12.

- Sandwich-type construction with 1-3/8" polyurethane insulation, pressure bonded between two skins of 26 gauge (.017) G60 steel
- Steel is rust-proofed with hot-dipped galvanizing, pre-painted on both sides with a primer, and finished with a top coat of baked on polyester for an exterior paint thickness of 1.0 mil
- Three layer construction provides a calculated insulation value of R-12, along with exceptional strength and a substantial, solid feel during operation
- Finely detailed raised panels with a deep woodgrain texture
- Panel options include Short Raised Panel, Long Raised Panel, and Flush Panel
- Tongue and Groove section joint with bulb seal
- Thermal break between steel skins
- 9 factory finish colors to choose from

### **Sizes**

**Standard widths:**

**8', 9', 10', 12', 16' and 18'**

**Special order widths are available in 1" increments**

**Standard heights:**

**6'6", 7', 7'6", and 8'**

**7'6" & 8' tall doors are available as either 4 or 5 sections high**

### **Number of Panels Across**

<b>Width</b>	<b>Short Panel/Long Panel</b>	
<b>8' &amp; 9' wide</b>	<b>4</b>	<b>2</b>
<b>10' wide</b>	<b>5</b>	<b>2</b>
<b>12' wide</b>	<b>6</b>	<b>3</b>
<b>16' &amp; 18' wide</b>	<b>8</b>	<b>4</b>

## Panel Options



### **Long Raised Panel**


*shown with 488 Somerton LP - 10 Lite Inserts in Gray*



### **Short Raised Panel**

*shown with 397 Colonial SP Inserts in Sandtone*

### **Flush Panel** *in Cafe*



*Personalize the look of your Newport door by adding a custom window design*



Window inserts are easily removed for complete cleaning of window glass

Use our industry leading door design software to view our doors on your home



visit [general-doors.com](http://general-doors.com)

**Window Options/snap-in Inserts**

Glazing options include single or double glazed in clear, obscure, or frosted glass.



*Short Panel Clear*



*Long Panel Clear*



*397 Colonial SP*



*798 Colonial LP - 10 Lite*



*320 Waterton SP*



*320 Waterton LP*



*897 Prairie SP*



*897 Prairie LP*



*591 Cascade SP - 4 Lite*



*591 Cascade LP*



*588 & 587 Breckenridge LP*



*587 Wyndbridge LP*



*488 & 798 Berkshire LP*



*588 Wyndbridge Arch LP*



*488 Somerton LP - 10 Lite*

**Color Options**



*White*



*Almond*




*Brown*



*Sandtone*



*Desert Tan*




*Gray*



*Black*



*Bronze*




*Cafe*

## Section joint detail

### Modified tongue and groove joint-

Placed closer to the exterior of the door to limit air and water infiltration

Bulb seal-prevents air leaks



Continuous polyurethane insulated core of high density foam resulting in a R-Value of 12

Continuous full width horizontal steel reinforcing strip for hinge attachment

Thermal break-prevents heat transfer

**Standard features** of the Newport Series includes our tough, anti-corrosion protection - inside and out. Hardware includes heavy-duty track with a unique elliptical curve that reduces the force necessary to roll the door along the track, making opening and closing easier and smoother. Full leaf, heavy gauge hinges, and nylon rollers with steel bearings offer superior strength and years of trouble-free operation.



**Newport 138** in Short Raised Panel with 587 Wyndbridge LP inserts

### High-strength, rust-resistant, pre-painted galvanized steel sheets-

Available in a variety of colors to match the beauty of your home

### Galvanized steel endcaps-

Heavy duty for additional strength

### Deep woodgrain embossing-

The durability of steel without the maintenance hassle of wood

### Flexible 3" vinyl bottom seal-

With a rust-resistant aluminum retainer



Lifetime limited warranty against rust-through and/or delamination of door face. Three year hardware warranty. See dealer for complete warranty information.

Your Local Authorized General Doors Distributor:

© 3-23, General Doors Corporation

Printed in U.S.A.

### Green Building Benefits

Energy savings from insulation value, local manufacturing, recycled content, and product longevity.



1 Monroe Street  
PO Box 205 Bristol, PA 19007-0205  
215.788.9277 Fax: 215.788.9450  
general-doors.com  
sales@general-doors.com