

GENERAL DOORS
Corporation



Newport200 series
RAISED PANEL

"Highly energy efficient R-Value of 18"

Newport 200 Insulated Steel Garage Doors

The Newport 200 offers homeowners, as well as home builders, the classic look of raised panel doors, one of the industry's highest insulation values, and the strength and practicality of pre-finished steel. This is a premium, highly energy efficient door featuring a calculated insulation value of R-18.

- Sandwich-type construction with 2" polyurethane insulation, pressure bonded between two skins of 26 gauge (.017) G60 steel
- Steel is rust-proofed with hot-dipped galvanizing, pre-painted on both sides with a primer, and finished with a top coat of baked on polyester for an exterior paint thickness of 1.0 mil
- Three layer construction provides a calculated insulation value of R-18, along with exceptional strength and a substantial, solid feel during operation
- Finely detailed raised panels with a deep woodgrain texture
- Panel options include Short Raised Panel, Long Raised Panel, and Flush Panel
- Tongue and Groove section joint with bulb seal
- Thermal break between steel skins
- 13 factory finish colors to choose from, including four wood look finishes

Sizes

Standard widths:

8', 9', 10', 12', 16' and 18'

Special order widths are available in 1" increments up to 20'

Standard heights:

6'6", 7', 7'6", and 8'

7'6" & 8' tall doors are available as either 4 or 5 sections high

Number of Panels Across

Width	Short Panel/Long Panel	
8' & 9' wide	4	2
10' wide	5	2
12' wide	6	3
16' & 18' wide	8	4


Panel Options



Long Raised Panel
*shown with 798 Colonial LP
10 Lite Inserts in Desert Tan*



Short Raised Panel
*shown with 591
Cascade SP 4 Lite
Inserts*




Flush Panel
shown in Bronze

Personalize the look of your Newport door by adding a custom window design

Window Options/*snap-in Inserts*

Glazing options include single or double glazed in clear, obscure, or frosted glass.



Short Panel Clear



Long Panel Clear



397 Colonial SP



798 Colonial LP - 10 Lite



320 Waterton SP



320 Waterton LP



897 Prairie SP



897 Prairie LP



591 Cascade SP - 4 Lite



591 Cascade LP



587 Wyndbridge LP



588 Wyndbridge Arch LP



488 Somerton LP - 10 Lite

Oversized Window Options/*one-piece injection molded frames*

Optional oversized windows offer a distinctive enhancement to the Newport Door. They are available in clear or obscure insulated glass-**Doors in Medium/Light Oak colors with these window options will be Single Direction

Square Clear

Square 4 Pane

Square 4 over 4 Pane

Two Piece Arch Clear

Two Piece Arch 4 Pane

Two Piece Arch 4 over 4 Pane

WROUGHT IRON LOOK

Square Wrought Iron

Two Piece Arch Wrought Iron


588 & 587 Breckenridge LP

488 & 798 Berkshire LP

Color Options



Wood Look Colors




Section joint detail

Modified tongue and groove joint-

Placed closer to the exterior of the door to limit air and water infiltration

Bulb seal-prevents air leaks



Continuous polyurethane insulated core of high density foam resulting in a R-Value of 18

Continuous full width horizontal steel reinforcing strip for hinge attachment

Thermal break-prevents heat transfer

Standard features of the Newport Series includes our tough, anti-corrosion protection - inside and out. Hardware includes heavy-duty track with a unique elliptical curve that reduces the force necessary to roll the door along the track, making opening and closing easier and smoother. Full leaf, heavy gauge hinges, and nylon rollers with steel bearings offer superior strength and years of trouble-free operation.



High-strength, rust-resistant, pre-painted galvanized steel sheets-

Available in a variety of colors to match the beauty of your home

Galvanized steel endcaps-

Heavy duty for additional strength

Deep woodgrain embossing-

The durability of steel without the maintenance hassle of wood

Flexible 3" vinyl bottom seal-

With a rust-resistant aluminum retainer

Newport 200 in Short Raised Panel with 591 Cascade LP inserts



Lifetime limited warranty against rust-through and/or delamination of door face. Three year hardware warranty. See dealer for complete warranty information.

Your Local Authorized General Doors Distributor:

© 3-23, General Doors Corporation

Printed in U.S.A.

Green Building Benefits

Energy savings from insulation value, local manufacturing, recycled content, and product longevity.



1 Monroe Street
 PO Box 205 Bristol, PA 19007-0205
 215.788.9277 Fax: 215.788.9450
 general-doors.com
 sales@general-doors.com