



Homestead Carriage House
Steel Garage Doors

**24 Gauge Steel and Superior Finish
Combined with an Elegant
and Distinctive Look**


Quality Door Solutions
Since 1947

Homestead Carriage House Steel Garage Doors

For homeowners or home builders who want the timeless look of carriage house doors, combined with the durability and low maintenance of pre-finished 24 gauge steel, General Doors offers the Homestead Series.

Our 24 gauge construction is 17% thicker than 25 gauge and 31% thicker than 26 gauge


- The Homestead is 2" thick Pan-type door constructed with full 24 gauge steel (.022 thickness)
- Steel is rust-proofed with hot-dipped galvanizing, pre-painted on both sides with a primer, and finished with a top coat of baked-on polyester for an exterior paint thickness of 1.0 mil
- Natural woodgrain texture with a distinctive beaded panel design
- Unique center bead simulates authentic old-time swinging carriage door look
- Rivet-free door surface creates smooth, uniform look
- Tog-L-Lock fastening system provides strength to joints without burning or piercing the metal
- Resilient vinyl weather strip on door bottom with aluminum retainer minimizes air infiltration
- Optional factory installed 1-1/2" polystyrene insulation with a vinyl backing increases R-value to 6.85



8', 9', and 10' Wide Doors



12', 14', and 15' Wide Doors



16' and 18' Wide Doors



Sizes Available

Standard widths:

8', 9', 10', 16' and 18'

Standard heights:

6'6", 7'0", 7'6", 8'0" (8' is 5 sections high)

Special order widths:

Available up to 20'.

Consult your dealer.

Number of Panels Across:

6' to 7'6" wide	3 panels
7'8" to 10' wide	4 panels
12' to 15' wide	6 panels
16' to 18' wide	8 panels
20' wide	10 panels



Decorative Hardware

The decorative hardware of General Doors is an ideal way to customize a Homestead Carriage House door. Inspired by antique carriage door hardware and available in wrought iron or flat black, this finishing touch can transform the look of any door and even the look of your home.



WINDOW OPTIONS

Garage door windows have a great deal to do with the overall look of any garage door. General Doors' Advantage Estate doors up to 10' wide are available with either two windows (long panel) or four windows (short panel), plus several distinctive design trim styles that work with a variety of architecture. Wider doors have different layouts. Color matched frames and design trim inserts that snap-in and snap-out for easy glass cleaning are standard.



591 Cascade 6 Lite Short Panel



591 Cascade Long Panel



397 Colonial Short Panel



387 Colonial 8 Lite Long Panel



306 Sherwood Short Panel



306 Sherwood Long Panel



305 Sunburst Short Panel



305 Sunburst Long Panel



320 Waterton Short Panel



320 Waterton Long Panel



388 Somerton 8 Lite Long Panel




397 Stockton 12 Lite Long Panel



587 Wyndbridge Long Panel



588 Wyndbridge Arch Long Panel



Colors



There's a Homestead Carriage House Door for Every Garage



Details distinguish well designed doors from ordinary doors. Details define style. Homestead Carriage House Doors feature deep beaded panels and an exclusive center bead. Details make the difference.

Exclusive center bead enhances swing door look


Distinctive beaded panel provides more authentic detail

24 gauge steel is thicker and more dent resistant; Your door will look better longer

Durable two coat baked-on polyester finish on top of G40 hot-dipped galvanized steel

Decorative hardware available in wrought iron or flat black

Resilient vinyl weather strip minimizes air infiltration



10-year limited warranty against rust-through. One-year limited warranty overall.

Green Building Benefits

Energy savings from insulation value, recycled content, and product longevity.



1 Monroe Street
PO Box 205 • Bristol, PA 19007-0205
215.788.9277 • Fax: 215.788.9450
general-doors.com
sales@general-doors.com

GENERAL DOORS
Corporation

Your Authorized General Doors Distributor:

